




Sound Jackets for Scroll Compressors



Application Guidelines

1. Introduction



The sound jacket developed by Copeland Europe is designed for indoor use and has no impact with the performance of the compressor and is suitable for all scroll compressors.

The design consists of a top cap cover and compressor shell cover with adjustable Velcro system. It also has good characteristics in case of fire and is resistant to: -

- Mineral and Polyolester oil
- Refrigerants R22/R404A/R134a/R410A/R407C
- Temperature up to 150°C
- Water

The jacket is best fitted to the compressor and attractive in appearance.

It perfectly fits to the shape of the compressor including the electrical box for better sound attenuation.

There are pressed inserts for pipe work connections.

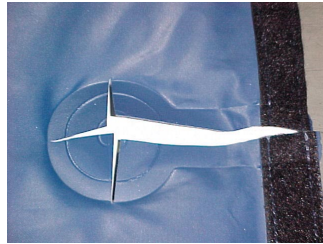
ZF compressors have additional pressed inserts for liquid injection and/or vapour injection with use of a DTC valve/capillary tube and inserts for the DTC sensing bulb and cap, located in the top cap.

The correct fitting of the jacket is important for good sound insulation:


- Sound jackets must properly seal the compressor (around connecting pipe work and feet).
- Contact between the compressor and the blanket should be avoided.

2. Sound Jacket Installation

1. Install the compressor.



2. Prepare cuts in the pressed inserts before putting the jacket around the compressor. Only cut in the pressed area only, being careful not to damage the acoustic material.
3. Position the jacket around the compressor including the electrical terminal box. First, the compressor body, then the top cap. Adjust the pre-cuts outs where necessary for a good fit.
4. Close with the Velcro.



www.grupodisco.com

5. General Installation Recommendations.
 - a) The Bottom of the jacket should touch the floor as much as possible.
 - b) There should be no gap between jacket and connecting pipe work.
 - c) Electrical cables should be installed beside a foot, where there is a recess of in the jacket.
 - d) Contact between jacket and compressor should be avoided.
 - e) Do not cut out the sound insulation material to accept the electrical terminal box. The jacket should wrap around the compressor body including the electrical terminal box

